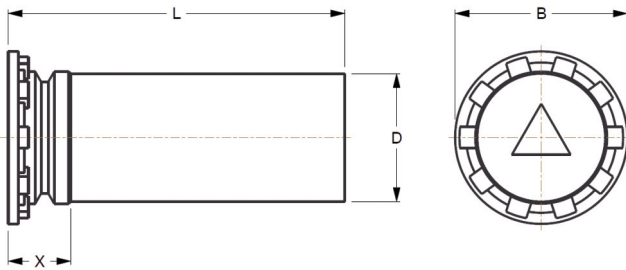


Self-Clinching Pins

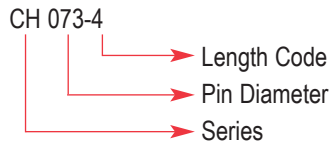
Series CH, CHN, CHS & CHA



CH pins provide a strong flush-head assembly in material as thin as .040 inches (1 mm) with high pushout performance.



Part Number Structure:



Series	Material	Finish
CH	Carbon Steel, Heat-treated	Zinc* Clear
CHN	Carbon Steel, Non-Heat-treated	Zinc* Clear
CHS	300 Series Stainless Steel	Passivated ASTM A967
CHA	2024-T4 Aluminum	None

*See Finish Spec. on Page 6.

- Use in:
- CH – Materials with HRB-80 or less.
 - CHN – Materials with HRB-50 or less.
 - CHS – Materials with HRB-70 or less.
 - CHA – Materials with HRB-50 or less.

Dimensions & Specifications

D Pin Dia. ±.002	L Length ±.015 in.										B ±.015	X Max.	Min.	+.003 -.000	Min.
	.250	.312	.375	.500	.625	.750	.875	1.00	1.25	1.50					
.073	-4	-5	-6	-8	-10						.15	.075	.040	.085	.19
.084	-4	-5	-6	-8	-10	-12					.16	.085	.040	.099	.22
.094	-4	-5	-6	-8	-10	-12					.18	.085	.040	.111	.22
.103	-4	-5	-6	-8	-10	-12					.18	.085	.040	.118	.22
.106	-4	-5	-6	-8	-10	-12	-14	-16	-20		.19	.090	.040	.125	.22
.116	-4	-5	-6	-8	-10	-12	-14	-16	-20		.21	.090	.040	.137	.25
.120	-4	-5	-6	-8	-10	-12	-14	-16	-20		.21	.090	.040	.137	.25
.137	-4	-5	-6	-8	-10	-12	-14	-16	-20	-24	.23	.090	.040	.157	.28
.141	-4	-5	-6	-8	-10	-12	-14	-16	-20	-24	.24	.090	.040	.163	.28
.160		-5	-6	-8	-10	-12	-14	-16	-20	-24	.26	.100	.040	.189	.28
.167		-5	-6	-8	-10	-12	-14	-16	-20	-24	.26	.100	.040	.189	.28
.173		-5	-6	-8	-10	-12	-14	-16	-20	-24	.26	.100	.040	.197	.28
.207			-6	-8	-10	-12	-14	-16	-20	-24	.32	.135	.062	.236	.31
.215				-8	-10	-12	-14	-16	-20	-24	.34	.135	.062	.250	.31
.223				-8	-10	-12	-14	-16			.34	.135	.062	.250	.31
.273				-8	-10	-12	-14	-16	-20	-24	.38	.160	.093	.312	.38
.281				-8	-10	-12	-14	-16			.38	.160	.093	.312	.38


Note: 1. Pins are available in lengths up to 3 in. (76.2 mm) upon special order.
 2. Tapered-point pins are available upon request, subject to minimum order quantity.

Continued on next page.

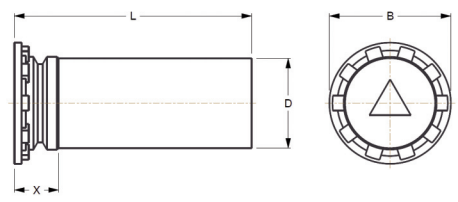


Self-Clinching Pins



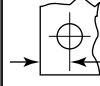
Series CH, CHN, CHS & CHA



Continued from previous page.



Dimensions & Specifications

METRIC (mm)	D Pin Dia. ±.05	L Length ±.4mm										B ±.4	X Max.	 Min.	 + .08 - .00	 Min.
		6	8	10	12	15	18	20	25	30	35					
	3mm	-6	-8	-10	-12	-15	-18	-20	-25	-30	N/A	5.3	2.3	1.0	3.5	6.4
	4mm	N/A	-8	-10	-12	-15	-18	-20	-25	-30	-35	6.0	2.3	1.0	4.1	7.1
	5mm	N/A	-8	-10	-12	-15	-18	-20	-25	-30	-35	7.5	2.55	1.0	5.5	7.6